

# ROCPRO™ U35

USB3.2 - Gen1 RAID 0/5



## Rocpro U35 Quick User Manual

# Introduction

Thank you for purchasing Rocstor products. Before using your Rocpro U35, please read this manual thoroughly. At time of publish, all the information contained in this user manual has been verified. Any revision updates or important technical information may be found on [www.rocstor.com](http://www.rocstor.com). Product specifications are subject to change without notice. If you have any questions regarding Rocpro U35, or you would like to know the latest product information, user manual update, or firmware update, please contact Rocstor or visit [www.rocstor.com](http://www.rocstor.com) for further information. Copyright © Rocstor. All rights reserved.

## Table of Contents

- 1. Package Contents and Product Views
- 2. Visual Status Indicator Definitions
- 3. Hardware requirement & precautions
- 4. Hardware Installation
- 5. Description of Front Panel Operation
- 6. Operating Information
- 7. Other Applications
- 8. Important Notice

Model No	Rocpro U35 USB RAID Storage
Interfaces	USB 3.2 Gen 1 Type-C x1, Support 24W (12V/2A) / 18W (9V/2A) / 15W ( 5V/3A) Power Delivery. DP 1.1a DisplayPort x1 Touch button function
Compatible Drive	4 x 3.5"/2.5" SATA III HDD/SSD ( up to 6 Gbps )
Certification	CE/FCC
Storage Mode	JBOD - Independent Mode RAID 0 - Speed Mode RAID 5 - Safe Mode
Operating System Support	Windows 7, 8, 10, 11 or above, macOS X 10.10 or above
Cooling System	8 cm Low noise fan
Electrical and Operating Requirements	* Line voltage: 100-240V AC * Frequency: 50Hz to 60Hz, single phase * Maximum continuous power: 150W * Operating temperature: 32° to 104° F (0° to 40° C) * Storage temperature: -4° to 116° F (-20° to 47° C) * Relative humidity: 5% to 95% noncondensing
Size and Weight	H 166 x W 124 x D 210 mm ( H 6 1/2 x W 4 7/8 x D 8 1/4 inches) Weight: 6.60 lbs = 3 kg (enclosure only)
Package Accessories	* Rocpro U35 RAID Storage Unit x 1 * USB 3.2 (Type-C to Type-C) Cable x 1 * USB 3.0 (Type-C to Type-A Male) Cable x 1 * Power Cord x1 *Acc essory Kit * Quick Installation Guide x1


# 1. Package Contents & Product Views



Rocpro U35



Quick Installation Guide



AC Power cable

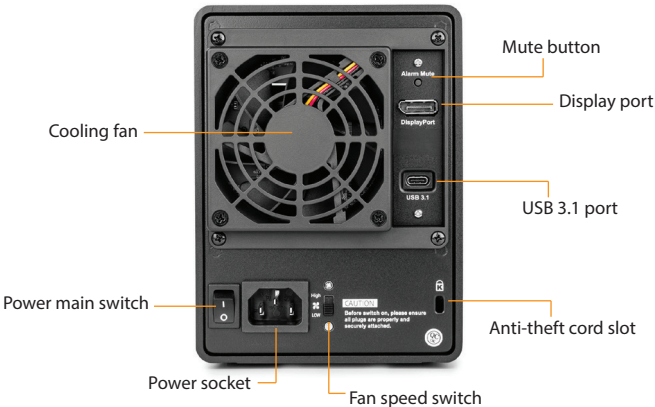


Screws and Keys  
\*Supplied with Enclosure Only\*



USB Type-C Cable

Front view



## 2. Visual Status Indicator Definitions

Status	Power LED	Alarm LED	HDD LED		Buzzer	
			RAID	JBOD	RAID	JBOD
Power Main Switch is not on	— —	— —	— —		— —	
Power Off	Red light always on	— —	— —		— —	
No HDD	Blue light always on	— —	— —		— —	
Access	Blue light always on	— —	Blue light flashing		— —	
Disk Idle	Blue light always on	— —	Blue light always on		— —	
Rebuilding - Source	Blue light always on	— —	Blue light Flashing	— —	— —	
Rebuilding - Target	Blue light always on	— —	Purple light Flashing	— —	— —	
Fan Failed	Blue light always on	Red light always on	Blue light always on		YES	
Over Temp	Blue light always on	Red light always on	Blue light always on		YES	

## 3. Hardware Requirements and Precautions

1. All hard drives must be installed into the system for the device to work properly.
2. Only one interface connection may be used at once per computer system.
3. For the best performance of the system, it's strongly recommended that you install hard drives of the same model and if need be, replace faulty hard drives also with the same model. If the same model of HDD is unobtainable, please replace with a model that is at least 20GB larger in capacity.
4. All data on replacement hard drive will be erased once inserted into the system.
5. The actual usable storage capacity may differ from the stated capacity once the drives in the system have been formatted.
6. Always safely dismount the volume from the Operating System before removing Rocpro U35 from host computer.
7. Do not remove the hard drive(s) while the system is powered on or switch the position of the drives. Always remember to power off the unit prior to removing the hard drives (unless hot-swapping for the purpose of a rebuild in a RAID 1 configuration).
8. In RAID 1 mode, only 1 hard disk failure is permitted. Please seek help from data recovery services should there be further data-loss due to failures in a RAID 0 mode.
9. It is highly recommended for users to back up important data. Rocstor will not be responsible for any lost of data caused during the use of the unit or the recovery of the data lost.
10. The default setting of Rocpro U35 is RAID 1. To set it in a data protection mode, please set it to RAID 1. Please set U35 to RAID 0 mode when speed and large storage capacity is required.
11. Users can set the RAID level and the basic functions of Rocpro U35 using the buttons on the right side of LCD screen in front of the product.

## 4. Hardware Installation

Please follow the instructions below to complete the hardware installation:

### Step 1:

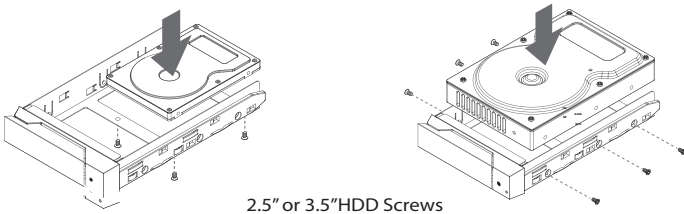
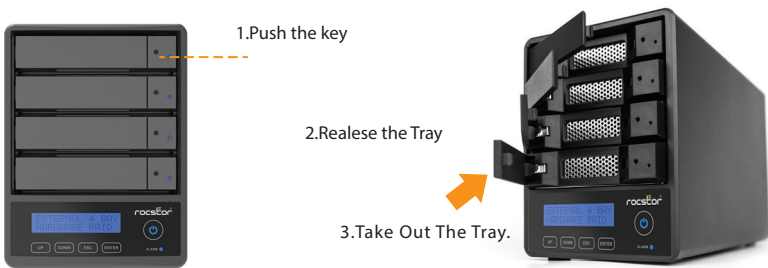
Open the package and take out the product making sure that all contents are not damaged or missing. Should you find any damage or missing contents, please contact your supplier immediately.

### Step 2:

Place the system on a stable surface. Ensure that it is installed in a well ventilated area with acceptable air flow for the vent and keep product away from moisture.

### Step 3:

Use the provided key in the accessory kit to eject the removable tray, pull tray handle to remove from U35.



### Step 4:

Install your hard drives onto the removable drive tray and secure it with the screws included in the accessory kit. Once completed, insert the hard drive tray into the system.

### Step 5:

Connect the AC power cable to the U35, and then plug the AC power to the wall socket. Boot-up the unit. Then Connect the cable to the PC and the U35 port.

### Step 6:

First turn **the power main switch on the back of the product to "I"** to turn the power on, then gently press **the power touch switch on the front of the product** until the power symbol "⏻" lights up.

### Step 7:

Set the storage mode using the LCD and buttons on the front (please refer to section 5 for front panel and LCD information).

**Step 8:**

After boot-up, your operating system will automatically detect the storage capacity of your hard drives. Please follow the operating system instructions to configure and format your drives. The formatted drives can be configured for the RAID setup.

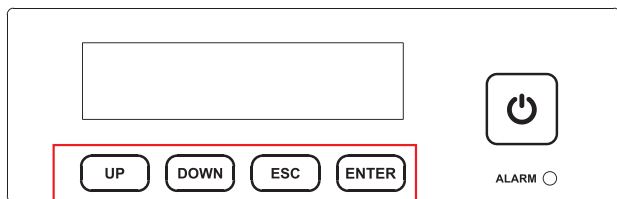
**Step 9:**

If you are not using the product for a while, you can put the product into shutdown mode: first press **the power touch switch on the front of the product** until the power symbol "⏻" is off; if you want to use the product, gently press **the power touch switch on the front of the product** until the power is turned on. The symbol "⏻" is illuminated.

**Step 10:**

If the product is not used for a long time, please turn off the product main power switch: first gently press **the power touch switch on the front of the product** until the power symbol "⏻" is off, then turn **the power main switch on the back of the product** to "O" to turn off the power.

## 5. Description of Front Panel Operation



**Enter:** Enter to next level or Confirm

**Esc:** Back to next level or Cancel

**Up / Down:** Select Items

Users can set the RAID mode using the LCD and buttons on the front. The default is JBOD mode. With the "Quick Setup" feature, users can quickly change the RAID mode to RAID 0 or RAID 5 quickly.

## 6. Operating Information

Operating Temperature : 41 ~ 95 F - (5 ~ 35c)

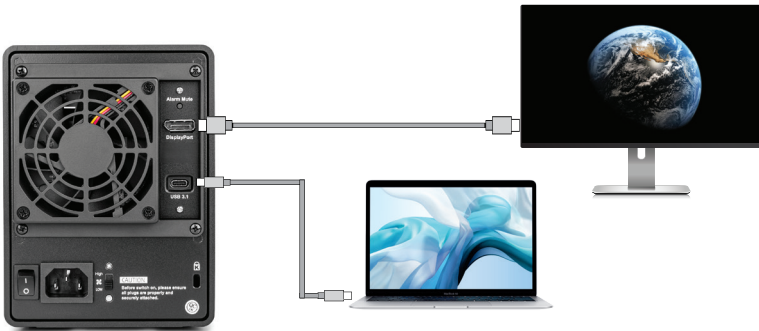
Storage Temperature : -20~ 47 F - (-4 ~ 116 c)

Line Voltage : 100 ~ 240V AC

## 7. Other Applications

### Support DisplayPort

1. The Rocpro U35 offers a DisplayPort support DP1.1a, provides up to 4K@30Hz resolution, and is compatible with monitor and cables with DisplayPort.
2. By using third-party's DisplayPort adapter, it can be connected to the monitor with Mini DisplayPort interface.
3. By using third-party's active DisplayPort adapter, it can be connected to the monitor with VGA, DVI and HDMI interface.



### Support USB Power Delivery (USB-PD)

1. USB Power Delivery (USB-PD) introduces charging technology and unified cable standards. U34 supports USB-PD. Use USB Type-C to USB Type-C cable, it can provide up to 24W (5V/3A (15W), 9V/2A (18W), 12V/2A (24W)) power charging to the host.
2. If the connected host is a notebook that supports USB-PD (5V/9V/12V) charging, it will remain charging after the notebook is powered off or restarted while the U35 is still power on.
3. If the U35 cannot be recognized after the notebook restarted, please reconnect the Type-C cable or restart the U35.



**Note:** Notebook will need to support 5V/9V/12V charge.

## 8. Important Notice

1. When connected to the computer system, it's prohibited to remove, insert or swap the hard drive while data transfer is being performed.
2. It's prohibited to change the positioning of the drives once the initial installation has been completed as the changes made to the drive positions may destroy the RAID formation.
3. The product needs to be restarted after adding or changing the RAID mode, and the update is guaranteed to be the new RAID mode.
4. When the Notebook which support USB PD function is only connected to Rocpro U35 can provide up to 24W (12V/2A) power supply, but if then connected to other power supply such like the original Notebook power supply, Notebook will automatically judge which one will be the main power source, usually the one which can provide more Wattage will be. At this time, U35 may be interrupted and re-identified by the Notebook. Therefore, before connecting to other power supplies, please make sure that there are no data accessed between Notebook and U35.
5. U35 can only provide 24W at most, which is different from the original Notebook power supply. It mainly to extend the Notebook's usage time. Take Macbook Pro 13" as an example, the original power supply is 60W, assuming it take 2 hours for it to fully charge the battery, use U35 might need three times time. Therefore, if user need to use Notebook for a long time, it is recommended to connect the original power supply first before connect U35.
6. Whenever turning off or unplugging the U35 from your computer system becomes necessary, always remember to safely remove it from your operating system first.
7. It is highly recommended for users to back up important data contained within the U35 unit on a regular basis or whenever the user feels necessary to a remote or a separate storage device. Stardom will not be responsible for any lost of data caused during the use of the unit or the recovery of the data lost.



## LIMITED WARRANTY

This Limited Warranty is provided by Rocstorage, Inc. (hereinafter: Rocstor) for all lines of products.

### General Terms

EXCEPT AS EXPRESSLY SET FORTH IN THIS LIMITED WARRANTY, ROCSTOR MAKES NO OTHER WARRANTIES OR CONDITIONS, EXPRESS OR IMPLIED, INCLUDING ANY IMPLIED WARRANTIES OF MERCHANTABILITY AND FITNESS FOR A PARTICULAR PURPOSE. ROCSTOR EXPRESSLY DISCLAIMS ALL WARRANTIES AND CONDITIONS NOT STATED IN THIS LIMITED WARRANTY. ANY IMPLIED WARRANTIES THAT MAY BE IMPOSED BY LAW ARE LIMITED IN DURATION TO THE LIMITED WARRANTY PERIOD. SOME STATES OR COUNTRIES DO NOT ALLOW A LIMITATION ON HOW LONG AN IMPLIED WARRANTY LASTS OR THE EXCLUSION OR LIMITATION OF INCIDENTAL OR CONSEQUENTIAL DAMAGES FOR CONSUMER PRODUCTS. IN SUCH STATES OR COUNTRIES, SOME EXCLUSIONS OR LIMITATIONS OF THIS LIMITED WARRANTY MAY NOT APPLY TO YOU.

This Limited Warranty applies to the Rocstor branded hardware products sold by or leased from Rocstorage, Inc., its worldwide subsidiaries, affiliates, authorized resellers, or country distributors (collectively referred to in this Limited Warranty as "Rocstor") with this Limited Warranty. This Limited Warranty is applicable in all countries and may be enforced in any country where Rocstor or its authorized service providers offer warranty service subject to the terms and conditions set forth in this Limited Warranty. However, warranty service availability and response times may vary from country to country and may also be subject to registration requirements in the country of purchase.

Rocstor warrants that the Rocstor hardware product and all the internal components of the product that you have purchased or leased from Rocstor are free from defects in materials or workmanship under normal use during the Limited Warranty Period. The Limited Warranty Period starts on the date of purchase or lease from Rocstor. Your dated sales or delivery receipt, showing the date of purchase or lease of the product, is your proof of the purchase or lease date. You may be required to provide proof of purchase or lease as a condition of receiving warranty service. You are entitled to warranty service according to the terms and conditions of this document if a repair to your Rocstor branded hardware is required within the Limited Warranty Period. This Limited Warranty extends only to the original purchaser or lessee of this Rocstor branded product and is not transferable to anyone who obtains ownership of the Rocstor branded product from the original purchaser or lessee.

Rocstor products are manufactured using new materials or new and used materials equivalent to new in performance and reliability. Spare parts may be new or equivalent to new. Spare parts are warranted to be free from defects in material or workmanship for thirty (30) days or for the remainder of the Limited Warranty Period of the Rocstor hardware product in which they are installed, whichever is longer.

### Rocstor's Obligation under the Limited Warranty

During the Limited Warranty Period, Rocstor will repair or replace the defective component parts or the hardware product. All component parts or hardware products removed under this Limited Warranty become the property of Rocstor. The replacement part or product takes on either the Limited Warranty status of the removed part or product or the thirty (30) day limited warranty of the spare part. In the unlikely event that your Rocstor product has a recurring failure, Rocstor, at its discretion, may elect to provide you with a replacement unit of Rocstor's choosing that is at least equivalent to your Rocstor branded product in hardware performance. Rocstor reserves the right to elect, at its sole discretion, to give you a refund of your purchase price or lease payments (less interest) instead of a replacement. This is your exclusive remedy for defective products.

**The original Limited Warranty is not extended when the product, or a part of the product, is repaired or replaced during the Limited Warranty period. Rocstor shall not be responsible or liable for backing up any data that is on a drive being returned for service**

**YOU SHOULD MAKE PERIODIC BACKUP COPIES OF THE DATA STORED ON YOUR HARD DRIVE OR OTHER STORAGE DEVICES AS A PRECAUTION AGAINST POSSIBLE FAILURES, ALTERATION, OR LOSS OF THE DATA. BEFORE RETURNING ANY UNIT FOR SERVICE, BE SURE TO BACK UP DATA AND REMOVE ANY CONFIDENTIAL, PROPRIETARY, OR PERSONAL INFORMATION. ROCSTOR IS NOT RESPONSIBLE FOR DAMAGE TO OR LOSS OF ANY PROGRAMS, DATA, OR REMOVABLE STORAGE MEDIA. ROCSTOR IS NOT RESPONSIBLE FOR THE RESTORATION OR REINSTALLATION OF ANY PROGRAMS OR DATA OTHER THAN SOFTWARE INSTALLED BY ROCSTOR WHEN THE PRODUCT WAS MANUFACTURED.**

Rocstor does not warrant that the operation of this product will be uninterrupted or error-free. Rocstor is not responsible for damage that occurs as a result of your failure to follow the instructions that came with the Rocstor branded product.

This Limited Warranty does not apply to expendable parts. This Limited Warranty does not extend to any product from which the serial number has been removed or that has been damaged or rendered defective (a) as a result of accident, misuse, abuse, or other external causes; (b) by operation outside the usage parameters stated in the user documentation that shipped with the product and/or posted on the Rocstor website; (c) by the use of parts not manufactured or sold by Rocstor; (d) as a result of normal wear; or (e) by modification or service by anyone other than (i) Rocstor, (ii) a Rocstor authorized service provider, or (iii) your own installation of end-user replaceable Rocstor or Rocstor approved parts if available for your product in the servicing country.

These terms and conditions constitute the complete and exclusive limited warranty agreement between Rocstor and you regarding the Rocstor branded product you have purchased or leased. These terms and conditions supersede any prior agreements or representations including representations made in Rocstor sales literature or advice given to you by Rocstor or an agent or employee of Rocstor that may have been made in connection with your purchase or lease of the Rocstor branded product. No change to the conditions of this Limited Warranty is valid unless it is made in writing and signed by an authorized representative of Rocstor.

## Buyer's Obligation under the Warranty

The person requesting coverage under this warranty shall prove that he or she is the original purchaser and declares that the product has not been sold, leased, bartered or otherwise changed possession. **The purchaser shall frequently backup the Rocpro hard drive and backup the data immediately prior to returning the drive for warranty service.**

The buyer must notify Rocstor and show proof of notification, through any reasonable means of communication. See full street address email address and toll free phone numbers below or updated contact information are available on Rocstor.com website. The notification shall identify any defect, malfunction, or nonconformity promptly upon discovery. Rocstor will acknowledge receipt of the communication and issue a Return Merchandise Authorization (RMA) code. The buyer is obligated to securely and safely package(s) the product, preferably in the original packing materials, WITH THE RMA number, and deliver it together with a copy of the original purchase receipt and a description of the problem to the Rocstor home office. Buyer is responsible for the product until it is received by Rocstor. It is recommended that the product be insured during transportation by the sender. You must prepay any shipping charges, taxes, or duties associated with transportation of the product. In addition, you are responsible for insuring any product shipped or returned for service. You assume risk of loss during shipping.

## Limitation of Damages (Liability)

IF YOUR ROCSTOR BRANDED HARDWARE PRODUCT FAILS TO WORK AS WARRANTED ABOVE, THE ORIGINAL PURCHASER'S SOLE AND EXCLUSIVE REMEDY SHALL BE REPAIR OR REPLACEMENT. ROCSTOR'S MAXIMUM LIABILITY UNDER THIS LIMITED WARRANTY IS EXPRESSLY LIMITED TO THE LESSER OF THE PRICE YOU HAVE PAID FOR THE PRODUCT OR THE COST OF REPAIR OR REPLACEMENT OF ANY ROCSTOR HARDWARE COMPONENTS THAT MALFUNCTION IN CONDITIONS OF NORMAL USE. ROCSTOR IS NOT LIABLE FOR ANY DAMAGE TO ANY OTHER PRODUCT CONNECTED TO A ROCSTOR PRODUCT.

## Limitation on Consequential Damages

ROCSTOR IS NOT LIABLE FOR ANY DAMAGES CAUSED BY THE PRODUCT OR THE FAILURE OF THE PRODUCT TO PERFORM, INCLUDING ANY LOST PROFITS OR SAVINGS OR SPECIAL, INCIDENTAL OR CONSEQUENTIAL DAMAGES. ROCSTOR IS NOT LIABLE FOR ANY CLAIM MADE BY A THIRD PARTY OR MADE BY YOU FOR A THIRD PARTY. THIS LIMITATION OF LIABILITY ALSO APPLIES WHETHER DAMAGES ARE SOUGHT OR A CLAIM IS MADE UNDER THIS LIMITED WARRANTY OR AS A TORT CLAIM (INCLUDING NEGLIGENCE AND STRICT PRODUCT LIABILITY), A CONTRACT CLAIM OR ANY OTHER CLAIM. THIS LIMITATION OF LIABILITY CANNOT BE WAIVED OR AMENDED BY ANY PERSON. THIS LIMITATION OF LIABILITY WILL BE EFFECTIVE EVEN IF YOU HAVE ADVISED ROCSTOR OR AN AUTHORIZED REPRESENTATIVE OF ROCSTOR OF THE POSSIBILITY OF ANY SUCH DAMAGES. THIS LIMITED WARRANTY GIVES YOU SPECIFIC LEGAL RIGHTS. YOU MAY ALSO HAVE OTHER RIGHTS THAT MAY VARY FROM STATE TO STATE OR FROM COUNTRY TO COUNTRY. YOU ARE ADVISED TO CONSULT APPLICABLE STATE OR COUNTRY LAWS FOR A FULL DETERMINATION OF YOUR RIGHTS.

## Disclaimer

We accept no liability for any loss of data, damages and the inability of Rocstor products to work with any third party equipment. Nor can Rocstor accept any liability or responsibility for software or third party hardware products.

## Limited Warranty Period

The limited warranty period for the **Rocpro U34** is three (3) Year Parts and Labor. This Limited Warranty extends only to the original purchaser or lessee of this Rocstor branded product and is not transferable to anyone who obtains ownership of the Rocstor branded product from the original purchaser or lessee

## Types of Limited Warranty Service

Your Rocstor Limited Warranty consists of repair or replacement of defective parts, including hard drives identified by Rocstor Support Organization as "pre-failure".

## Carry-in Limited Warranty Service Available Monday - Friday

Under the terms of carry-in service, you may be required to deliver your Rocstor product to the Rocstor Service Center or an authorized service location for warranty repair. You must prepay any shipping charges, taxes or duties associated with transportation of the product. In addition, you are responsible for insuring any product shipped or returned for service. You assume risk of loss during shipping.

**YOU SHOULD MAKE PERIODIC BACKUP COPIES OF THE DATA STORED ON YOUR HARD DRIVE OR OTHER STORAGE DEVICES AS A PRECAUTION AGAINST POSSIBLE FAILURES, ALTERATION OR LOSS OF THE DATA. BEFORE RETURNING ANY UNIT FOR SERVICE, BE SURE TO BACK UP DATA AND REMOVE ANY CONFIDENTIAL, PROPRIETARY OR PERSONAL INFORMATION. ROCSTORAGE IS NOT RESPONSIBLE FOR DAMAGE TO OR LOSS OF ANY PROGRAMS, DATA OR REMOVABLE STORAGE MEDIA. ROCSTORAGE IS NOT RESPONSIBLE FOR THE RESTORATION OR REINSTALLATION OF ANY PROGRAMS OR DATA OTHER THAN SOFTWARE INSTALLED BY ROCSTORAGE WHEN THE PRODUCT WAS MANUFACTURED.**

**Rocstorage shall not be responsible or liable for backing up any data that is on a drive being returned for service. Expect that all data on the drive will be destroyed and not retrievable when returned for warranty service.**

## Rocstor Replaceable Parts Program

Where available, the Rocstor Replaceable Parts program ships approved replacement parts directly to you to fulfill your warranty. This will save considerable repair time. After you call the Rocstor Technical Support Center at **888.877.8777** a replaceable part can be sent directly to you. Once the part arrives, call the Rocstor Technical Support Center. A technician will assist you over the phone to ensure that the installation is quick and easy.

## Service Upgrades

Rocstor offers extra coverage for your product. For information on service upgrades, visit [www.rocstor.com](http://www.rocstor.com). Service upgrades purchased in one country are not transferable to another country.

## Capacity Disclaimer

Actual accessible hard drive capacity will indicate up to 10% lower than stated under different Operating Systems and formatting.

The storage volume is measured in total bytes before formatting. References to round numbers of gigabytes or terabytes are an approximation only. For example, a disk drive labeled as having 500GB (Gigabytes) has space for approximately 500,000,000 bytes before formatting. After formatting, the drive capacity is reduced by about 5% to 10% depending on the operating system and formatting used or "1GB = 1,000,000,000 bytes."

## Options and Software

The Limited Warranty terms and conditions for Rocstor options are as indicated in the Limited Warranty applicable to Rocstor options. ROCSTOR DOES NOT WARRANTY SOFTWARE PRODUCTS, INCLUDING ANY SOFTWARE PRODUCTS OR THE OPERATING SYSTEM PREINSTALLED BY ROCSTOR. Rocstor's only obligations with respect to software distributed by Rocstor under the Rocstor brand name are set forth in the applicable end-user license or program license agreement. Non-Rocstor hardware and software products are provided "AS IS" and without any Warranty. However, non-Rocstor manufacturers, suppliers or publishers may provide their own warranties directly to you.

The data stored in Rocstor and Rocsecure storage product lines are not guaranteed by Rocstor (or the hard disk manufacturer.) We are not responsible for any loss of data. Always back up data regularly

## TECHNICAL SUPPORT

### Software Technical Support

Software technical support is defined as assistance with questions and issues about the software that was either preinstalled by Rocstor on the Rocstor branded product or that was included with the Rocstor branded product at the time of your purchase or lease of the product. Technical support for software is available for the first ninety (90) days from date of product purchase or lease. Your dated sales or delivery receipt, showing the date of purchase or lease of the product, is your proof of the purchase or lease date. You may be required to provide proof of purchase or lease as a condition of receiving software technical support. After the first ninety (90) days, technical support for software that was either preinstalled by Rocstor on the Rocstor branded product or included with the Rocstor branded product at the time of your purchase or lease of the product is available for a fee.

**WARNING: The individual user should take care to determine prior to use whether this device is suitable, adequate or safe for the use intended. Since individual applications are subject to great variation, the manufacturer "Rocstor" makes no representation or warranty as to the suitability or fitness of these devices for any specific application.**

## Technical Support

The Rocpro series are backed by free telephone technical support for three (3) years from the date of purchase. Please register your product with Rocstor. To register, fill in the Limited Warranty Registration form in the Support tab at [www.rocstor.com](http://www.rocstor.com).

Free telephone technical support is available weekdays from 9 AM until 6 PM Pacific Standard Time. Customers in the United States and Canada can call toll-free: **(888) 877-8777**; all others must call **(818) 449-2000**.

When calling for support, please have the product's serial number (printed on the label on the bottom of the drive) and system hardware information available.

## TRADEMARKS ACKNOWLEDGEMENTS

© 2021, Rocstorage, Inc; acknowledges the following trademarks for company names or products mentioned within the Rocstor site, portal pages and Articles/text/manuals: Rocstor, Rocsecure and Rocpower are registered trademarks of Rocstorage, Inc. Rocpro, Rocport, Rocbit, Rocsafe ... are the trademarks of Rocstorage, Inc. "store your future", "secure your future" and "power your future" are the slogan marks of Rocstorage, Inc. Apple, the Apple logo, Mac, Power Macintosh, FireWire, and Mac Pro, Leopard ... are trademarks of Apple Computer, Inc. in the United States and other countries. Microsoft® is registered trademarks of Microsoft corporation. Intel, Itanium, Pentium, Celeron, and Xeon MMX ... are registered U.S. trademarks of Intel; Thunderbolt and the Thunderbolt logo are trademarks of Intel Corporation in the United States and other countries. HyperDuo is the Register Trademark of Marvell Technology Group LTD. This product is (may also be) integrated with SATA hard drives from the following manufactures: Seagate, Samsung, Western Digital, Hitachi, Toshiba, Fujitsu ... All other names are trademarks of their respective companies.

Rocstor wishes to acknowledge the use of tables, charts, graphs and texts from the Wikipedia website. © 2000 - 2021

## CONTACT INFORMATION

### Corporate Headquarters

12979 Arroyo Ave  
San Fernando, CA 91340

Office: +1 (818) 727-7000  
Fax: +1 (818) 875-0002  
Email: [info@Rocstor.com](mailto:info@Rocstor.com)

### Technical Support / RMA

Hours: 9:00 am - 5:00 pm PST  
Mon - Fri (excluding holidays)

Tell: +1 (818) 727-7000 (Domestic and Internationals)  
Fax: +1 (818) 875-0002  
Email: [support@Rocstor.com](mailto:support@Rocstor.com)

### Sales Info

Hours: 8:00 am - 5:00 pm PST  
Mon - Fri (excluding holidays)

Tell: +1 (818) 727-7000 (Domestic and Internationals)  
Fax: +1 (818) 875-0002  
Email: [support@Rocstor.com](mailto:support@Rocstor.com)

### Corporate, Government and Academic Customers

Our Corporate Sales Team's goal is to help our U.S.A. and Canadian customers find a storage solution that best serves their needs. We will help you determine your best purchasing options. For more information please contact the appropriate department below or call us at +1 (818) 727-7000.

General sales information:	<a href="mailto:sales@Rocstor.com">sales@Rocstor.com</a>
Corporate sales information:	<a href="mailto:corporate_sales@Rocstor.com">corporate_sales@Rocstor.com</a>
Educational sales information:	<a href="mailto:academic_sales@Rocstor.com">academic_sales@Rocstor.com</a>
Federal, State & Local government sales information:	<a href="mailto:government_sales@Rocstor.com">government_sales@Rocstor.com</a>

### Resellers/Business Development/OEM Partners

All Channel National and International Resellers, VARs, Consultants ...

contact Rocstor Channel Sales: call:	+1 (818) 727-7000
Email:	<a href="mailto:reseller_info@Rocstor.com">reseller_info@Rocstor.com</a>

### COPYRIGHTS

© 2020 Rocstorage, Inc. This Manual is protected by United States copyright law and may not be reproduced, distributed, transmitted, displayed, published or broadcast without the prior written permission of Rocstorage, Inc. You may not alter or remove any trademark, copyright or other notice from copies of this Manual.



Assembled and integrated in U.S.A. using domestic and / or foreign components.